

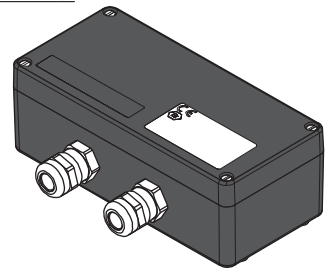
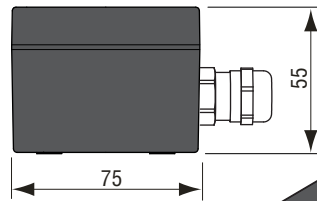
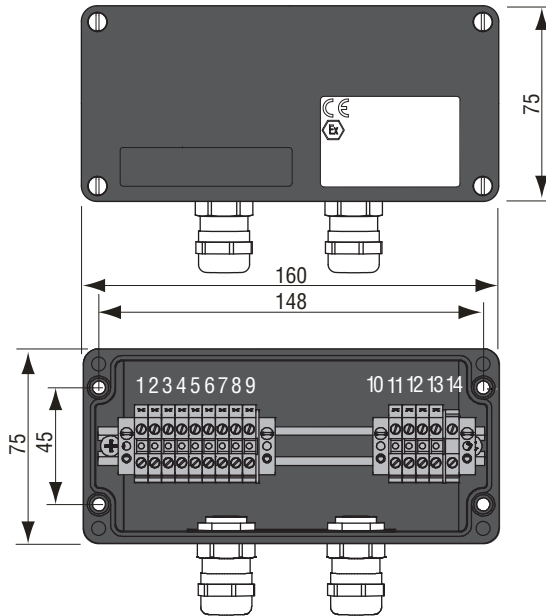
Vision is
our mission®

Junction Box Ex 75 x 106 x 55mm
Article no. 0504791
2018 • DS0964121 EN A 02

Product Data

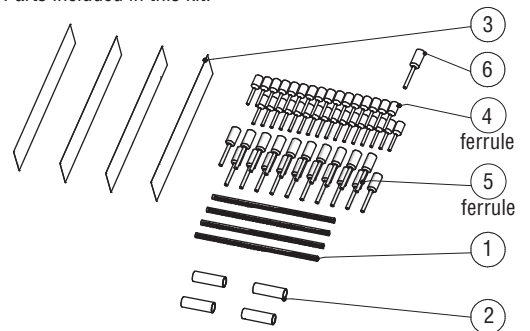


Dimensions



Units in mm

Parts included in this kit.



TECHNICAL DATA

Junctionbox Ex 75 x 160 x 55mm



II 2 GD Ex e ia II CT6tDA21
IP 65 T 80°C

Article number	Description
Approval	0504791
	II 2 GD Ex e II T6 tD A21 T80°C IP65
	II 2 GD Ex e ia IIC T6 tD A21 T80°C IP65
	II 1 G Ex ia II T6 IP65
	II 2 GD Ex e II tD A21 IP65
	KEMA 02ATEX2055
	KEMA 02ATEX2055 U
	2 Ex e II T6 DIP A21 TA 80°C
	0 Ex ia II CT6 DIP A21 TA 80°C
	Exell U DIP A21 TA 80°C
Cable glands	Approved Ex e or Ex i cable glands.
Color	Black, similar to RAL 9011
Ex e/Ex i- Enclosure	Polyester, glass-fibre reinforced, halogen-free.
Earth connection(inside)	Earth connection inside through earth plate with cable glands
Ingress protection	IP 65 following EN60529
Surface resistance	< 10 ⁹ Ohm
Temperature range	-40°C up to +40°C.

The Installation Manuals for the Sets Camera AFZ Ex and Sets Camera PTZ Ex are supplied with these sets. These manuals are also available separately from Orlaco.

Available Set	Art. No: 0404820: Set Extension Ex - Cable - 1 Junction Box consists of:
	Art. No. 1221300 Cable Base 9B-1CB11W.
	Art. No. 0504791 Junction Box Ex 75 x 160 x 55mm.

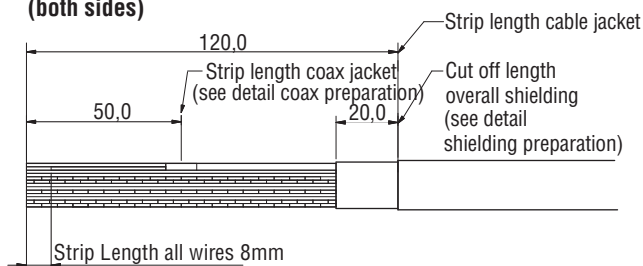


Electrical connection

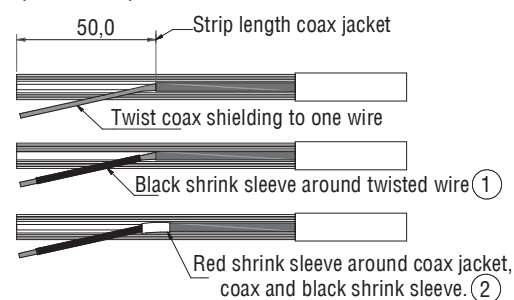
Connection	type ferrule	Connection	type ferrule
1 = Coax	= Ferrule 6 (grey - 0,14mm ²)	8 = Gray	= Ferrule 4 (purple - 0,25mm ²)
2 = Coax Shielding	= Ferrule 5 (red - 1mm ²)	9 = Green	= Ferrule 4 (purple - 0,25mm ²)
3 = Red	= Ferrule 5 (white - 0,5mm ²)	10 = Blue/Black	= Ferrule 4 (purple - 0,25mm ²)
4 = Black	= Ferrule 5 (white - 0,5mm ²)	11 = Blue	= Ferrule 4 (purple - 0,25mm ²)
5 = Red/White	= Ferrule 5 (white - 0,5mm ²)	12 = Brown	= Ferrule 4 (purple - 0,25mm ²)
6 = Black/White	= Ferrule 5 (white - 0,5mm ²)	13 = Red/Blue	= Ferrule 4 (purple - 0,25mm ²)
7 = Gray/Black	= Ferrule 4 (purple - 0,25mm ²)	14 = N.C.	= Ferrule 4 (purple - 0,25mm ²)

For type of ferrules see page 1: Dimensions

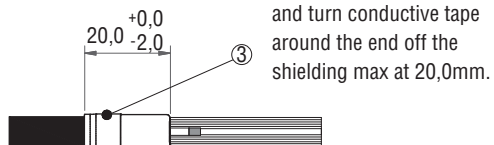
Cable preparation (both sides)



Coax preparation (both sides)



Shielding preparation (both sides)



All data subject to change without notice. All dimensions are for commercial purpose only.
The camera/display systems from Orlaco comply with the latest CE, ADR, EMC and mirror-directive regulations, where applicable.
All products are manufactured in accordance with the ISO 9001 quality management system, ISO/TS 16949 quality automotive, ISO 14001 environmental management systems and all Ex products with the IECEx scheme and ATEX directives, where applicable.

