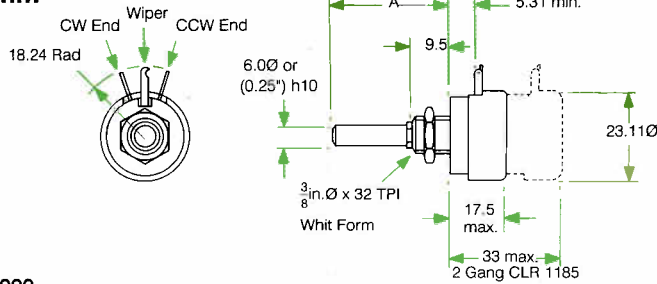
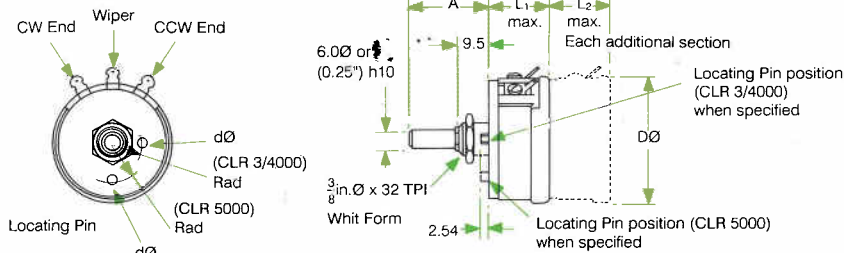


## Dimensions mm

CLR 1100

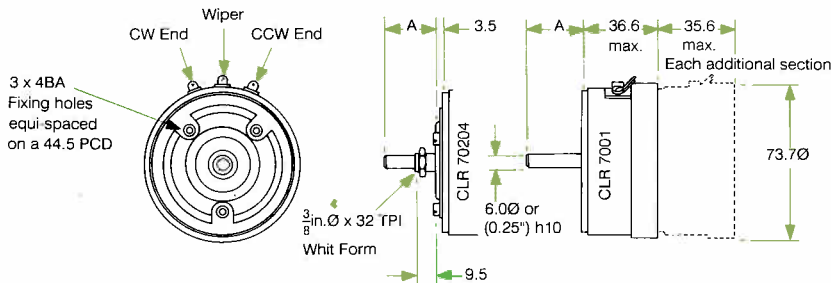


CLR 3000/4000/5000



Dimensions mm	d	RAD	L <sub>1</sub>	L <sub>2</sub>	D
CLR 3000	3.18	9.5	19.43	18.11	35.13
CLR 4000	3.2	9.5	19.2	18.2	40
CLR 5000	3.2	12.7	19.2	18.2	46.4

CLR 7000



## Mechanical Specification

### Total Mechanical Rotation

See table overleaf.  
Versions with 360° mechanical rotation also available; wiper goes o.c. for approximately 45° of rotation between end terminations (40°; CLR 4000, 25°; CLR 7000)

### Starting Torque

7 to 35mNm (7 to 70mNm:CLR 7000)

### End Stop Torque

800mNm:CLR 1100  
1100mNm:CLR 3000/4000  
1500mNm:CLR 5000/7000

### Rotational Life

20,000 cycles:  $\Delta R_{ac} \leq 2\%$  (25,000:CLR 5000)

### No. of Gangs (max.)

4 (2:CLR 1100)

## Environmental Specification

### Environmental Category

25/070/04 (25/070/-:CLR 1100)

### Vibration (Not CLR 7000)

10 to 500Hz; 10g;  $\Delta R_{ac} \leq 1\%$

### Bump (Not CLR 7000)

4000 bumps; 390m/s<sup>2</sup>, 40g;  $\Delta R_{ac} \leq 1\%$

### Load Life

1000h at rated dissipation;  $\Delta R_{ac} \leq 2\%$

## Standard Spindle Lengths (Dimension 'A')

For single section units. Multi-section units available with style 22 as standard.

9S*	5/8 in. long, 1/4 in. dia., slotted
11S*	3/4 in. long, 1/4 in. dia., slotted
22	1 1/2 in. long, 1/4 in. dia., plain

\* Not CLR 7000

(All lengths are from fixing face)

## Standard Types Available

CLR 1106	Basic panel mount
CLR 1185	Two gang, panel mount
CLR 3001	Basic panel mount
CLR 3023	CLR 3001, plus centre tap
CLR 3033	Two gang, panel mount
CLR 3038	Three gang, panel mount
CLR 3050	Four gang, panel mount
CLR 4001	Basic panel mount
CLR 4049	Two gang, panel mount
CLR 40106	Three gang, panel mount
CLR 40118	Four gang, panel mount
CLR 5001	Basic panel mount
CLR 5018	Two gang, panel mount
CLR 5022	Three gang, panel mount
CLR 5044	Four gang, panel mount
CLR 7001	Basic three-hole fixing
CLR 7010	CLR 7001, with 360° mechanical rotation
CLR 70204	Basic bush mounting
CLR 7004	Two gang, three hole fixing, panel mount
CLR 7029	Three gang, three hole fixing, panel mount
CLR 7036	Four gang, three hole fixing, panel mount

**Application notes:** Each section of a ganged unit is allocated a letter in sequence, i.e., A, B, C, D, etc., the section nearest the panel is defined as Section A. A different part number to that indicated above will be allocated when a standard locating pin (see drawing) is specified. Locating pins in other positions are also available.

## Obtainable from

\*\*\*\*\*

Please be advised that the CLR3000 series potentiometer is NO LONGER AVAILABLE.

\*\*\*\*\*

# Colvern



Colvern Ltd.  
Spring Gardens, Romford, Essex RM7 9LP, England.  
Telephone: 0708 762222  
Fax: 0708 762981  
A TT GROUP COMPANY

Where additional variants, or extended ranges are indicated as being also available, these statements are not intended to imply that types incorporating these particular variants, or range extensions, meet all the above specified parameters. The company reserves the right to alter the specification, design or conditions of supply of any product or service, without prior notice.